



Logo Standards Guide

LSM

nine10

Logo Symbolism



Symbolism:

- LSM icon in each logo represents Lee's Sheet Metal which is the company that started it all.
- The red colour paired with these logos is well known to represent Lee's Sheet Metal and it's group of companies.

Official Logo Versions - Horizontal

The logos displayed below are the only approved versions of our logo. No other version may be used under any circumstance and the files should not be altered in any way. Using the right colour of logo on the right background is important to maintain the legibility of the design.




A Note About Backgrounds

Please be sure to use the appropriate logo for the background that it will be placed on. Use the full colour edition on light backgrounds, and the full colour inverted edition on dark backgrounds when colour printing is available. Use the grayscale version for non-colour printing. The white edition may be used on dark backgrounds in a colour print, or for dark backgrounds in non-colour printing. Do not print the colour logo(s) as grayscale. Use the grayscale version instead.

Official Logo Versions - Vertical

The logos displayed below are the only approved versions of our logo. No other version may be used under any circumstance and the files should not be altered in any way. Using the right colour of logo on the right background is important to maintain the legibility of the design.




A Note About Backgrounds

Please be sure to use the appropriate logo for the background that it will be placed on. Use the full colour edition on light backgrounds, and the full colour inverted edition on dark backgrounds when colour printing is available. Use the grayscale version for non-colour printing. The white edition may be used on dark backgrounds in a colour print, or for dark backgrounds in non-colour printing. Do not print the colour logo(s) as grayscale. Use the grayscale version instead.

Official Logo Versions - Icon

The logos displayed below are the only approved versions of our logo. No other version may be used under any circumstance and the files should not be altered in any way. Using the right colour of logo on the right background is important to maintain the legibility of the design.



A Note About Backgrounds

Please be sure to use the appropriate logo for the background that it will be placed on. Use the full colour edition on light backgrounds, and the full colour inverted edition on dark backgrounds when colour printing is available. Use the grayscale version for non-colour printing. The white edition may be used on dark backgrounds in a colour print, or for dark backgrounds in non-colour printing. Do not print the colour logo(s) as grayscale. Use the grayscale version instead.

Official Logo Versions - Horizontal with tagline

The logos displayed below are the only approved versions of our logo. No other version may be used under any circumstance and the files should not be altered in any way. Using the right colour of logo on the right background is important to maintain the legibility of the design.



COLOUR - LIGHT BACKGROUNDS ONLY



GRAYSCALE



COLOUR INVERTED - DARK BACKGROUNDS ONLY



BLACK




WHITE

A Note About Backgrounds

Please be sure to use the appropriate logo for the background that it will be placed on. Use the full colour edition on light backgrounds, and the full colour inverted edition on dark backgrounds when colour printing is available. Use the grayscale version for non-colour printing. The white edition may be used on dark backgrounds in a colour print, or for dark backgrounds in non-colour printing. Do not print the colour logo(s) as grayscale. Use the grayscale version instead.

Official Logo Versions - Vertical with tagline

The logos displayed below are the only approved versions of our logo. No other version may be used under any circumstance and the files should not be altered in any way. Using the right colour of logo on the right background is important to maintain the legibility of the design.



A Note About Backgrounds

Please be sure to use the appropriate logo for the background that it will be placed on. Use the full colour edition on light backgrounds, and the full colour inverted edition on dark backgrounds when colour printing is available. Use the grayscale version for non-colour printing. The white edition may be used on dark backgrounds in a colour print, or for dark backgrounds in non-colour printing. Do not print the colour logo(s) as grayscale. Use the grayscale version instead.

Official Logo Versions

Horizontal - Energy Solutions

The logos displayed below are the only approved versions of our logo. No other version may be used under any circumstance and the files should not be altered in any way. Using the right colour of logo on the right background is important to maintain the legibility of the design.



COLOUR - LIGHT BACKGROUNDS ONLY



GRAYSCALE



COLOUR INVERTED - DARK BACKGROUNDS ONLY



BLACK



WHITE

A Note About Backgrounds

Please be sure to use the appropriate logo for the background that it will be placed on. Use the full colour edition on light backgrounds, and the full colour inverted edition on dark backgrounds when colour printing is available. Use the grayscale version for non-colour printing. The white edition may be used on dark backgrounds in a colour print, or for dark backgrounds in non-colour printing. Do not print the colour logo(s) as grayscale. Use the grayscale version instead.

Official Logo Versions

Vertical - Energy Solutions

The logos displayed below are the only approved versions of our logo. No other version may be used under any circumstance and the files should not be altered in any way. Using the right colour of logo on the right background is important to maintain the legibility of the design.



A Note About Backgrounds

Please be sure to use the appropriate logo for the background that it will be placed on. Use the full colour edition on light backgrounds, and the full colour inverted edition on dark backgrounds when colour printing is available. Use the grayscale version for non-colour printing. The white edition may be used on dark backgrounds in a colour print, or for dark backgrounds in non-colour printing. Do not print the colour logo(s) as grayscale. Use the grayscale version instead.

Official Logo Versions

Horizontal - Home Comfort Solutions

The logos displayed below are the only approved versions of our logo. No other version may be used under any circumstance and the files should not be altered in any way. Using the right colour of logo on the right background is important to maintain the legibility of the design.



COLOUR - LIGHT BACKGROUNDS ONLY



GRAYSCALE



COLOUR INVERTED - DARK BACKGROUNDS ONLY



BLACK



WHITE


A Note About Backgrounds

Please be sure to use the appropriate logo for the background that it will be placed on. Use the full colour edition on light backgrounds, and the full colour inverted edition on dark backgrounds when colour printing is available. Use the grayscale version for non-colour printing. The white edition may be used on dark backgrounds in a colour print, or for dark backgrounds in non-colour printing. Do not print the colour logo(s) as grayscale. Use the grayscale version instead.

Official Logo Versions

Vertical - Home Comfort Solutions

The logos displayed below are the only approved versions of our logo. No other version may be used under any circumstance and the files should not be altered in any way. Using the right colour of logo on the right background is important to maintain the legibility of the design.



A Note About Backgrounds

Please be sure to use the appropriate logo for the background that it will be placed on. Use the full colour edition on light backgrounds, and the full colour inverted edition on dark backgrounds when colour printing is available. Use the grayscale version for non-colour printing. The white edition may be used on dark backgrounds in a colour print, or for dark backgrounds in non-colour printing. Do not print the colour logo(s) as grayscale. Use the grayscale version instead.

Official Logo Versions

Horizontal - Manufacturing

The logos displayed below are the only approved versions of our logo. No other version may be used under any circumstance and the files should not be altered in any way. Using the right colour of logo on the right background is important to maintain the legibility of the design.



A Note About Backgrounds

Please be sure to use the appropriate logo for the background that it will be placed on. Use the full colour edition on light backgrounds, and the full colour inverted edition on dark backgrounds when colour printing is available. Use the grayscale version for non-colour printing. The white edition may be used on dark backgrounds in a colour print, or for dark backgrounds in non-colour printing. Do not print the colour logo(s) as grayscale. Use the grayscale version instead.

Official Logo Versions

Vertical - Manufacturing

The logos displayed below are the only approved versions of our logo. No other version may be used under any circumstance and the files should not be altered in any way. Using the right colour of logo on the right background is important to maintain the legibility of the design.



A Note About Backgrounds

Please be sure to use the appropriate logo for the background that it will be placed on. Use the full colour edition on light backgrounds, and the full colour inverted edition on dark backgrounds when colour printing is available. Use the grayscale version for non-colour printing. The white edition may be used on dark backgrounds in a colour print, or for dark backgrounds in non-colour printing. Do not print the colour logo(s) as grayscale. Use the grayscale version instead.

Official Logo Versions

Horizontal - Mechanical & Electrical

The logos displayed below are the only approved versions of our logo. No other version may be used under any circumstance and the files should not be altered in any way. Using the right colour of logo on the right background is important to maintain the legibility of the design.



COLOUR - LIGHT BACKGROUNDS ONLY



GRAYSCALE



COLOUR INVERTED - DARK BACKGROUNDS ONLY



BLACK



WHITE


A Note About Backgrounds

Please be sure to use the appropriate logo for the background that it will be placed on. Use the full colour edition on light backgrounds, and the full colour inverted edition on dark backgrounds when colour printing is available. Use the grayscale version for non-colour printing. The white edition may be used on dark backgrounds in a colour print, or for dark backgrounds in non-colour printing. Do not print the colour logo(s) as grayscale. Use the grayscale version instead.

Official Logo Versions

Vertical - Mechanical & Electrical

The logos displayed below are the only approved versions of our logo. No other version may be used under any circumstance and the files should not be altered in any way. Using the right colour of logo on the right background is important to maintain the legibility of the design.



A Note About Backgrounds

Please be sure to use the appropriate logo for the background that it will be placed on. Use the full colour edition on light backgrounds, and the full colour inverted edition on dark backgrounds when colour printing is available. Use the grayscale version for non-colour printing. The white edition may be used on dark backgrounds in a colour print, or for dark backgrounds in non-colour printing. Do not print the colour logo(s) as grayscale. Use the grayscale version instead.

Official Logo Versions

Horizontal - Powder Coating

The logos displayed below are the only approved versions of our logo. No other version may be used under any circumstance and the files should not be altered in any way. Using the right colour of logo on the right background is important to maintain the legibility of the design.



COLOUR - LIGHT BACKGROUNDS ONLY



GRAYSCALE



COLOUR INVERTED - DARK BACKGROUNDS ONLY



BLACK



WHITE

A Note About Backgrounds

Please be sure to use the appropriate logo for the background that it will be placed on. Use the full colour edition on light backgrounds, and the full colour inverted edition on dark backgrounds when colour printing is available. Use the grayscale version for non-colour printing. The white edition may be used on dark backgrounds in a colour print, or for dark backgrounds in non-colour printing. Do not print the colour logo(s) as grayscale. Use the grayscale version instead.

Official Logo Versions

Vertical - Powder Coating

The logos displayed below are the only approved versions of our logo. No other version may be used under any circumstance and the files should not be altered in any way. Using the right colour of logo on the right background is important to maintain the legibility of the design.

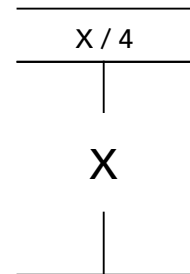


A Note About Backgrounds

Please be sure to use the appropriate logo for the background that it will be placed on. Use the full colour edition on light backgrounds, and the full colour inverted edition on dark backgrounds when colour printing is available. Use the grayscale version for non-colour printing. The white edition may be used on dark backgrounds in a colour print, or for dark backgrounds in non-colour printing. Do not print the colour logo(s) as grayscale. Use the grayscale version instead.

Logo Spacing and Placement

When placing the logo into a document, there should always be a minimum space around the logo that is free of competing graphics or text. The space should be 1/4 of the total height of the logo.





















0.51"
1.30 cm

The logos should never be displayed smaller than 0.50" high in print, and no smaller than 150 pixels wide when displayed at 72 dpi on the web.

The only situations where the logo may be reproduced at a smaller size is when there is no way to physically fit the logo at the minimum size on the object being produced, such as a pencil; however, for all print and web applications where room is adequate, the logo must be the minimum size or larger. Please ask for approval if your design requires the use of a smaller logo.

Proper Logo Usage

The logo should be used exactly as provided in the logo file set. Do not alter, stretch, squish, or try to recreate the logo. The following examples illustrate common mistakes to avoid.

		
CORRECT USEAGE 	DO NOT STRETCH 	DO NOT SQUISH 
		
DO NOT ROTATE 	DO NOT RECOLOUR 	DO NOT ADD GRADIENTS 
		
DO NOT CHANGE FONTS 	DO NOT MODIFY 	DO NOT ADD SHADOW 

Logo File Formats

The following chart shows the which format is best for a given situation. If you are producing materials professionally, it is recommended to provide your vendor with the full set of files regardless, as well as a copy of this guide.


	.AI	.EPS	.PDF	.JPG	.PNG	.SVG	.WMF
Adobe Creative Suite	●	●					
Professional Printing & Signage	●	●	●				
Working with Professional Designer	●	●	●				
Print Advertising		●	●				
Merchandise		●					
Social Media				●	●		
Microsoft Word					●		●
Microsoft PowerPoint					●		
Microsoft Publisher		●			●		●
Working with Professional Website Designer	●	●			●		
DIY Website Design				●	●		
Web Animation & Multimedia		●			●	●	
Video Production		●			●		
3D Modelling & Drafting	●	●			●		

● Ideal Format ● Alternative / Sometimes Required

Colours


The following swatches represent the official colours of our brand. When reproducing the logo or developing any promotional materials, please use the exact colour specifications shown here. Avoid trying to approximate colours. Pantone and CMYK values will be suitable for most forms of printing. The RGB values are best for use on the web, and the HEX values are also good for use on the web, as well as for choosing colour values in programs such as Microsoft Office.

Official Colours




LSM Red

Pantone 1788 C
CMYK: 0-96-83-0
RGB: 243-39-53
HEX: #F32735



LSM Black

Pantone Neutral Black C
CMYK: 0-0-0-100
RGB: 35-31-32
HEX: #231F20



LSM Gray

Pantone 424 C
CMYK: 0-0-0-70
RGB: 109-110-113
HEX: #6D6E71

A Note About Colour Accuracy

Colour accuracy across mediums is notoriously difficult to guarantee due to the reality that different colour reproduction methods are used depending on medium. For example, CMYK colour values are used in most ink-based print processes, while RGB or HEX values are used to display colour on digital screens. Pantone inks represent the most accurate reproduction method, but only if true Pantone inks are used, often at a higher cost.

Logo Font

The font used in the LSM logo set is Optima (bold). While this font does have italic weights the font used in the logo is bold at a 15° angle.



Optima (Bold)

Cc

ABCDEFGHIJKLMNOPQRSTUVWXYZ
abcdefghijklmnopqrstuvwxyz
1234567890

A Note About Font Choice

The font used in the logo does not necessarily need to be the same font used through out all marketing materials. However if a different font is used it should be complimentary to the logo font and be used consistently throughout all materials. The below font (Fira Sans) is a good representation of a complimentary font.

Fira Sans

Cc

ABCDEFGHIJKLMNOPQRSTUVWXYZ
abcdefghijklmnopqrstuvwxyz
1234567890

Questions?

Please contact nine10 Inc. for questions about this guide or to request logo files.

nine10

Suite 305, 10014 99 Street
3rd Floor, Nordic Court
Grande Prairie, AB
Canada T8V 3N4

Phone: 780-539-1755
Email: sales@nine10.ca
nine10.ca